

How Parents Can Give Quality Feedback and Encourage Student Self Reflection in FreshGrade

FreshGrade for parents provides an unprecedented window into their child's learning. With FreshGrade's comment feature, parents can encourage, deepen, and extend their child's learning beyond the classroom. Positive reinforcement is a valuable tool for parents and taking your child's learning deeper can help your child take their learning and passion for learning to the next level.

But how is this effectively done? This article will help inspire ways parents can craft their own meaningful comments in Freshgrade.

#NotYet/Think Like A Coach

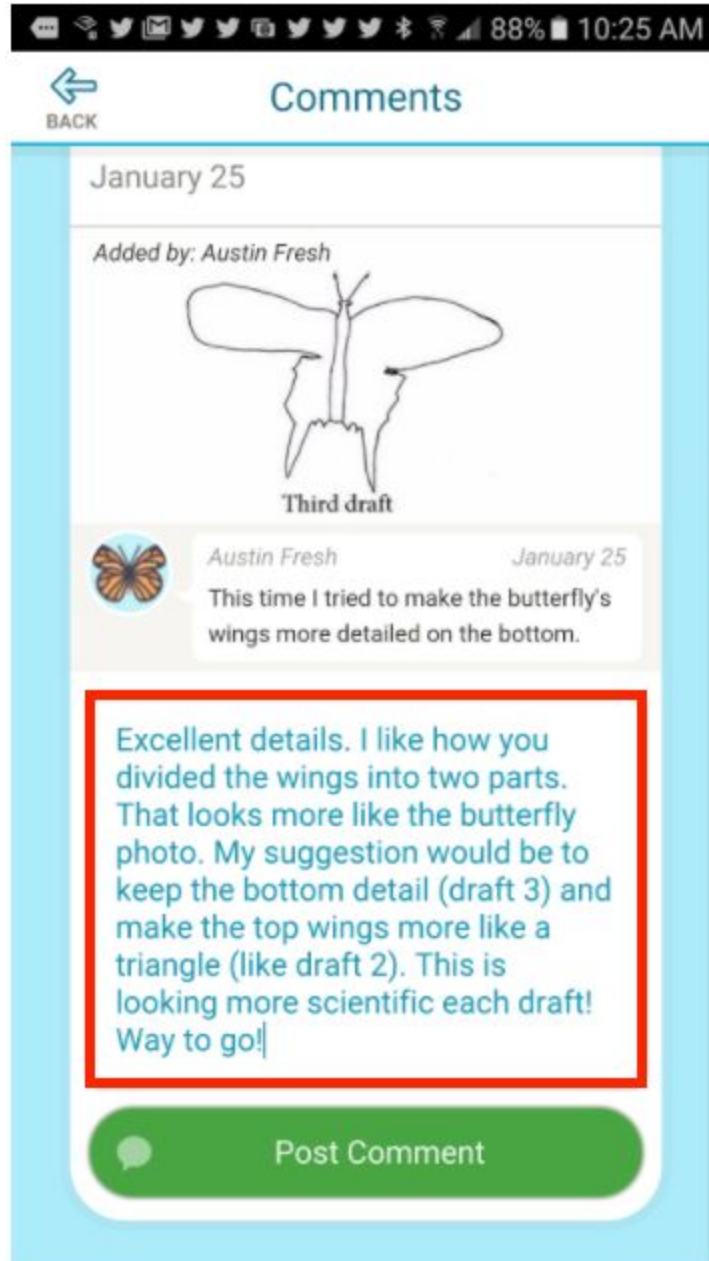
There is a shift happening from when you and I were in school: from giving praise for "getting it right", to recognizing and supporting a child's effort and persistence to master a new skill. By all means, praise the win but also provide specific feedback and next steps to help your child persist through setbacks and to better understand what they need to do next to improve. For students that are on their way to learning a new skill or in the process of refining an assignment or project, we like the analogy of "think like a coach". Help them realize they might #notyet have a skill, but the "bumps" along the way are an important part of the learning process and that hard work and a plan will get them there.

Below are some suggestions for your conversations at home or your posts in FreshGrade. Feel free to change them to best suit your child. Where possible, lead with a positive comment or two before providing a suggestion or question.

Work in Progress - suggested comments for projects or learning that is still under revision:

1. I like how you did x and y? My suggestion would be to... (See image below)
2. This is a good first draft. I particularly like...What changes will you make in the next revision?
3. I understand... but I am confused by... or This is clear...but this needs more information?
4. What other resources can we find together to help you add more detail to your work?
5. I never knew....tell me more!
6. I found this (video, image, document, website) perhaps it might help you with your project?
7. What do you find challenging about this topic/project/skill? Where can you find help?
8. Working together with a team is important. I (or anyone they know) works with a team in their job. Their role is to... What is your role in your group?

9. Now that you have completed all the research/writing/plans, how will you present your work to others?
10. Speaking/reading in public is difficult. I especially like how you... One suggestion for next time would be to...
11. Tell me about the best part of your school day?
12. What was the most challenging thing you had to do today or learn and why was it challenging?
13. Tell me about what you read in class. Did you have any questions about what you read?
14. Who did you play with today? What did you play?
15. Do you think any subject or task today was too easy or too hard?
16. What's the biggest difference between this year and last year? What are some of the new things you are learning about, or building on from last year.
17. Can you show me something you learned (or did) today? Teach me something you learned?
18. What is something you are proud of today?
19. Have you noticed improvement in any of your subjects?
20. Is there anything math games or learning games we could play together?
21. What is new on your Freshgrade, let's look through it together.



Finished Products - comments for work that is complete

Parents are always proud of their child when they excel. But even if a student has mastered a skill or aced a project or assignment, there is still an opportunity for parents to expand on their child's learning.

For example: Instead of saying, "Good job.";

European Explorer Art

More

DOCUMENTATION



Exceeding Meeting

Jacob, the level of detail on your compass is very accurate. Very nicely done!

What was your favorite part about this assignment?



Jacob Abbott

March 1

Burning the map and compass was really COOL. It made my artwork look old and the colors I picked also matched the times because they didn't have neon colors back then.

Translate



Meredith Abbott

March 1

Good job!

Translate

Comment Share Edit

Consider saying "Good job on..." (the more specific the better)

European Explorer Art

More

DOCUMENTATION



Exceeding Meeting

Jacob, the level of detail on your compass is very accurate. Very nicely done!

What was your favorite part about this assignment?



Jacob Abbott

March 1

Burning the map and compass was really COOL. It made my artwork look old and the colors I picked also matched the times because they didn't have neon colors back then.

Translate



Meredith Abbott

March 1

Jacob, last night at dinner you compared the compass to modern day GPS. Good job on identifying how limited a compass is compared to today's modern GPS you have on your phone!

Translate



Jacob Abbott

March 1

Yes, being an explorer was extremely difficult and dangerous!

Translate

Comment Share Edit

Parents can consider other statements such as:

"I like how you..."

"I'm proud of you for..."

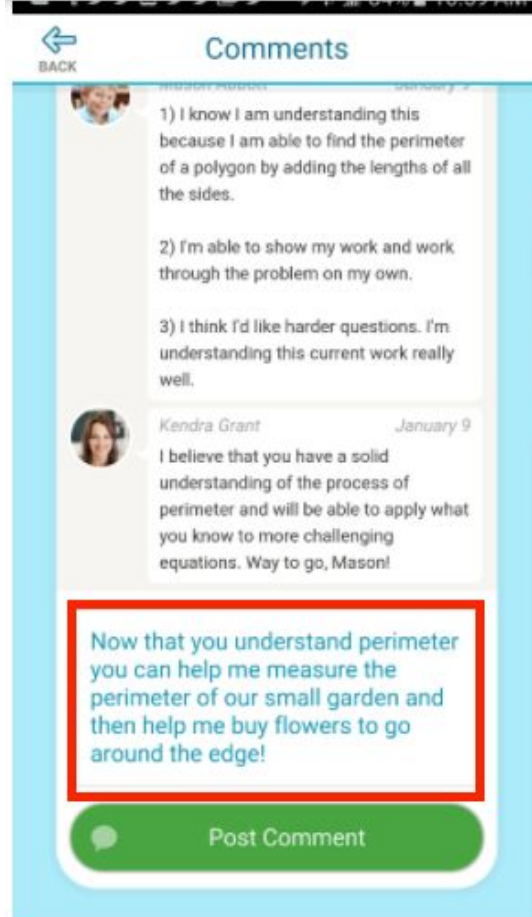
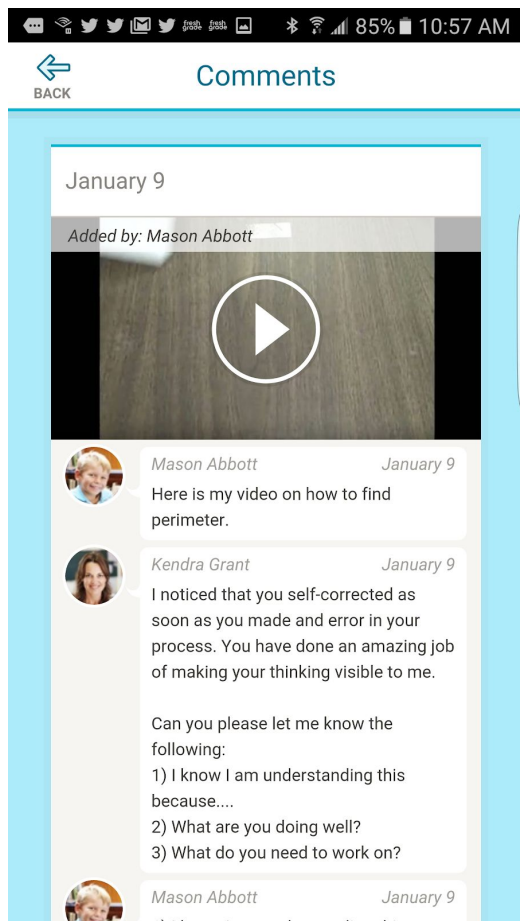
Specific comments help the child become more aware of what they have accomplished– which is a powerful part of learning. Comment with open-ended conversation such as: "Can you tell me about..."; "What do you like about..."; "What are you most proud of?"; "What were you working on?"; "How can I help you with your goals?"; "What is your next goal and what steps can we take together to get you there?" *Keep it positive to help your child feel open about sharing.* Here are some additional suggested prompts parents might find useful when commenting on their student's completed work:

1. Now that you can do x, can you help me with...? (see image below)
2. I like the way you created x... What tool did you use? Can you show me how to use it?
3. I like your thinking about...your explanation helped me better understand...
4. I liked x about your project/task/paper...what do you think you did particularly well...
5. When I see your (finished project) x stands out for me. What do you want people to notice when they look at your work?
6. I reviewed earlier posts of you (reading, writing, drawing, playing an instrument, science lab). I noticed a big change in x... What do you think you improved in the most?
7. This was a group project. I know your team (worked well together, struggled to complete the task, etc.) What team skills do you think you need to learn for the next time?
8. You are officially the house expert in... Can you share your project with the family on (date)?
9. I see three ways you have improved in x... (1,2,3). Do you agree or did I miss something?
10. We are similar...in school I enjoyed learning about x...
11. Wow! Your persistence paid off. This is something I struggled with in school too. You should be proud of your effort to master...
12. How did this challenge you?
13. X is very interesting. What do you think about Y? (ex chemical reactions, solution concentration)

Jump in on the Conversation at Any Time!

Parents can look at teacher's comments as a model and jump in whenever you feel comfortable. There is always an opportunity to expand on your child's learning!

In the example below, this parent saw the opportunity to apply what their child just learned in their home:



And in this example, this parent was able to help fill some gaps where their child may have previously missed out on:

January 10, 2017

10 VIEWS

Science Project: Matter and Their Interactions

[More](#)

DOCUMENTATION



Three out of Four



Martha, this was a very interesting assignment. I would have liked to see you use a 1 more fruit and 1 more vegetable to get a sense of how the electricity they generate can vary. You might be surprised what you find May I recommend an onion and a lemon?

Which will generate the most electricity? Onion, lemon or potato?

Jose Santiago

March 5



Martha, let's be sure to pick up a lemon and onion at the store on our way home tonight so we can find out!

Translate

[Comment](#) [Share](#) [Edit](#)

Keep in mind it may take time for parents to feel comfortable commenting on and guiding their children's learning in a digital space. Face to face conversations are always best and a great way to start. Please continue to communicate with your child's teacher in a way that works best for your family.

With time and practise, conversations between child and parents shift from the commonly asked question, "How was school today?" to "I noticed that you did _____ today. Tell me more

about that.” Check the portfolio often so that you can celebrate your child’s successes as well as support their learning when needed.